





# People Profile Layout Customization

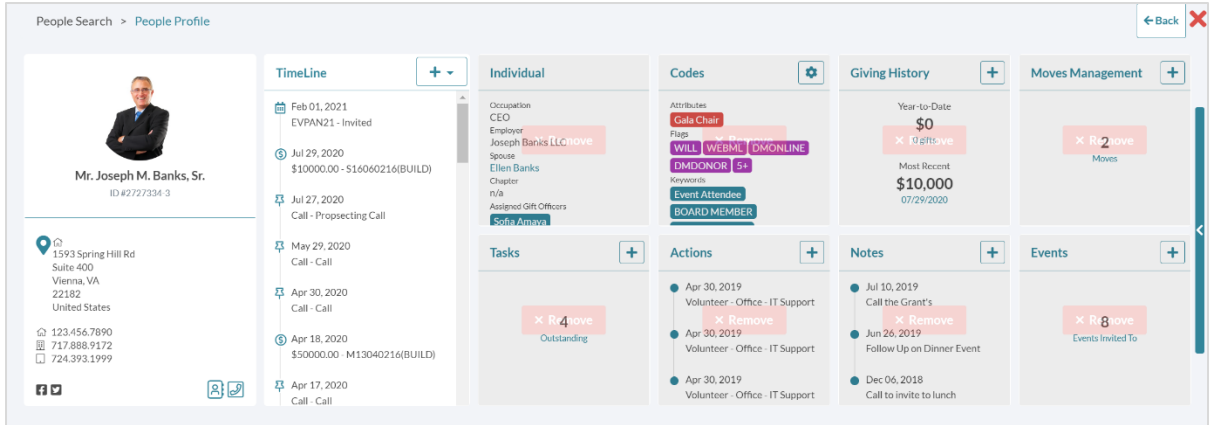
With this customization tool, you can add, remove, or move **Panels** on the **People Profile**. This will allow you to tailor your People Profile view to your needs. These custom settings will be saved to your user account, and will be applied to the unique database you save them in.



## Customizing People Profile

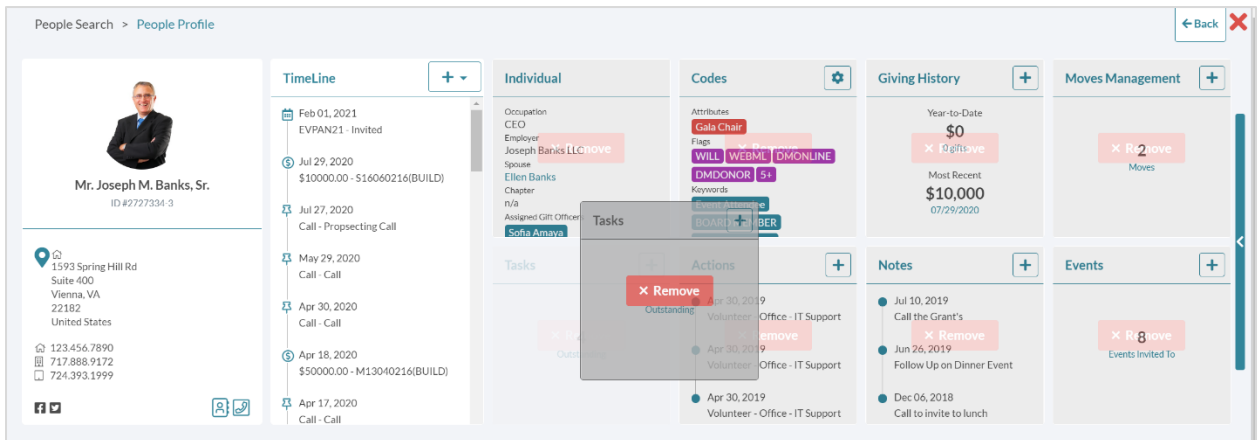
- To start editing People Profile, hover over the  customization icon at the bottom of the screen.





- Click the green icon that appears below .
- This will enable customization mode. Hover over the Profile Panels prompting you to Remove, Add, or Move them.



- Remove** – Click  to remove an item from the dashboard view
- Add** – Click  to add an item to the dashboard view.
- Move** – To move panels locations in the Profile View, simply click and drag a panel to a new spot in the list.



- Once you have made your changes, click the  button in the customization icon to save your changes or  to cancel.